




# MAJOR CRUISE SHIP ACCIDENTS

As per data provided by [cruisejunkie.com](http://cruisejunkie.com), the rate of major cruise ship accidents, including fires, collisions, groundings, and sinkings, is as follows:

**55**

Ships Sank

55 Ships Sank From 1979-2013; 15 From 2010-2013

**448**

Major Cruise Ship Accidents

448 Major Cruise Ship Accidents Have Been Reported From 2005-present

**131**

Passenger Ships Grounded

131 Passenger Ships Ran Aground From 1972-2013; 66 Since 2005

**106**

Cruise Ship Collisions

106 Cruise Ship Collisions Reported From 1979-2013; 79 Since 2005

**139**

Shipboard Fires

139 Shipboard Fires Occurred From 1990-2013; 101 Since 2005

*The majority of major cruise ship accidents have transpired in the past 10 years, despite improved technology and stricter maritime safety laws*

## OVERBOARD ACCIDENTS

As per data provided by [cruisejunkie.com](http://cruisejunkie.com), the passenger and crew overboard accident and disappearance rate for cruise ships and ferry liners is as follows:

### CRUISE LINES WITH THE HIGHEST OVERBOARD ACCIDENT RATE SINCE 1995:



*The highest number of overboard accidents occurred in 2015*

## CRUISE SHIP CRIME

As per data collected by the FBI, the following is a summary of cruise ship crime rates, including serious crimes like cruise ship rape and sexual assault, suspicious death, and theft:

**50**

50 New cases of crime on the high seas are opened and investigated by the FBI on average per year; the majority occur aboard cruise ships

**46**

46% Percent of cruise crime cases from 2002-2007 involved crew members as suspects

**74**


74 Total rapes were reported from 2012-2014 by four major cruise lines

**29**

29 cases involving assault with serious bodily injury were reported from 2012-2014 by four major cruise lines

### VOLUNTARY CRIME REPORTS PER MAJOR CRUISE LINE

The following statistics include the number of crimes from 2013-present that were alleged to have taken place aboard ships operated by the following 3 major cruise companies:

**NORWEGIAN CRUISE LINE®****12**

RAPE

**6**

THEFT &gt; 10K

**3**

SEXUAL ASSAULT

**1**

ASSAULT WITH BODILY INJURY

**CARNIVAL CORPORATION & PLC**

(Carnival Cruise Line, Princess Cruises, Holland America Line, and Seabourn)

**64**

RAPE

**5**

THEFT &gt; 10K

**29**

SEXUAL ASSAULT

**24**

ASSAULT WITH BODILY INJURY

**1**

MISSING U.S. NATIONAL

**4**

SUSPICIOUS DEATH

**26**

RAPE

**21**

THEFT &gt; 10K

**26**

SEXUAL ASSAULT

**4**

ASSAULT WITH BODILY INJURY

**3**

MISSING U.S. NATIONAL

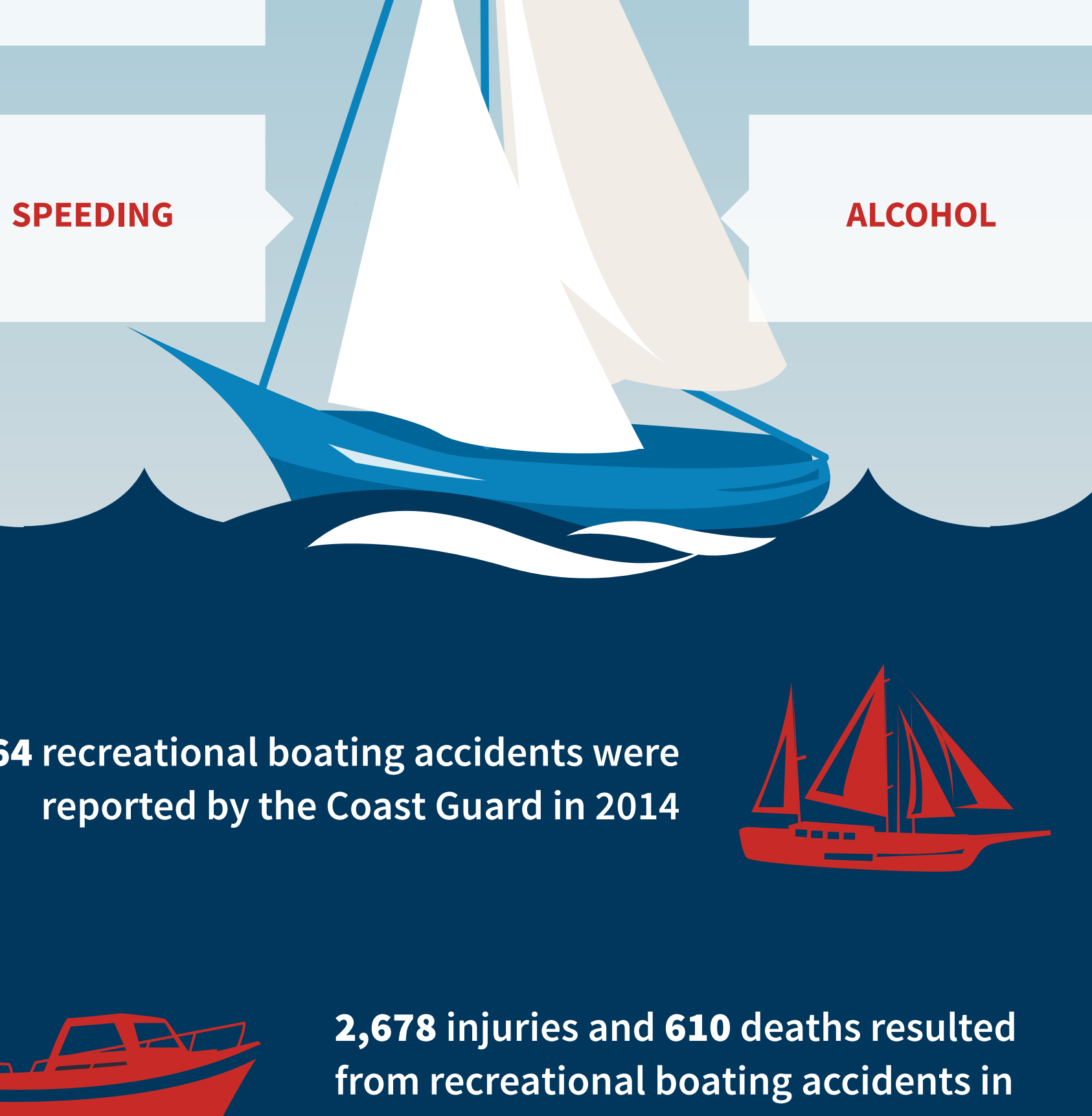
**-**

SUSPICIOUS DEATH

## BOATING ACCIDENTS

The following data was provided by the U.S. Coast Guard in the organization's 2014 Recreational Boating Statistics report:

The top 5 factors contributing to boating accidents are:



4,064 recreational boating accidents were reported by the Coast Guard in 2014

2,678 injuries and 610 deaths resulted from recreational boating accidents in 2014

67 boating accidents in 2014 were reported by the media, but were not reported to the Coast Guard

In 2014, the overall boating accident rate increased **0.05%**, injuries increased by **2.2%**, and deaths increased **8.9%**, when compared to data from 2013

937 boating accidents (majority) were the result of vessel collisions in 2014

Alcohol was the leading factor behind boat-related deaths in 2014, accounting for **21%** of fatalities

Since 2010, an average of **134.6** people died per year in boating accidents resulting from alcohol use

Recreational boating accidents accounted for approximately \$39 million in damages in 2014

The 2014 boating accident fatality rate was **5.2** deaths per 100,000 registered recreational vessels – a **10.6%** increase from the previous year's statistics

The majority of boating accidents occurred between the hours of 12:30 PM and 6:30 PM

**July** is the month with the highest boating accident rate

**77%** of boating accidents deaths involved operators that had no prior instruction or education

**78%** of boating accident deaths were caused by drowning; **84%** of drowning victims were not wearing life jackets

The rate of boating accident fatalities was significantly higher when victims were not wearing life jackets

